



At **Gulf Rose Nursery**, we are committed in bringing the best adventures to you.

That's why we have tied up with **RAKBANK** to offer you a faster and easier way to manage all your payments without any additional charges through a mobile app called **Skiplay**.



Now you can pay for all school fees quickly and easily from your smart device wherever and whenever it suits you.

With **Skiplay** you can:

- Pay for school fees
- No more need for cash
- Sign off consent forms digitally
- View your receipts in app

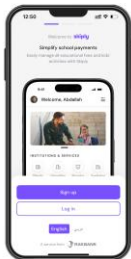


For further details, please contact your school or contact us

 contactus@skiplay.ae
 skiplay.ae

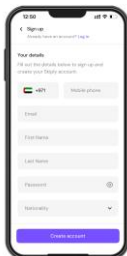
How does **Skiply** work?

Simple steps that make paying and accepting school fees a breeze.



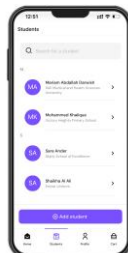
1

Download and launch Skiply App & click on sign-up



2

Sign up using your Email ID/Mobile No. registered with the school



3

From the home screen click on the Student tab and then Add Student



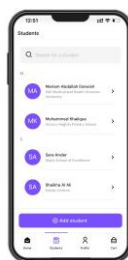
4

Search the students school and then add the student by searching their Name, Email, or Phone



5

Search result will show the student details. Click on Add Student



6

After successful addition student details will be displayed on the student page



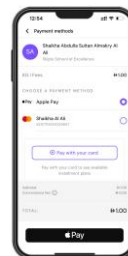
7

Select the student from the home page. Parents can see a list of available menu options for payment



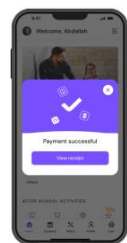
8

On the checkout page, Parent can see his/her selection, and click on checkout option



9

On the payment page, parents can add the card or pay using his/her Apple/Google wallet



10

Upon successful payment parent can view the receipt

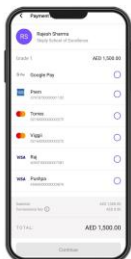
For further details, please contact your school or contact us anytime at:



contactus@skiplly.ae
skiplly.ae

RAKBANK Installment Solution

You can pay the school fees at 0% interest using any **RAKBANK** Credit Card



1

Select Payment Method



2

Enter CCV



3

Enter OTP



4

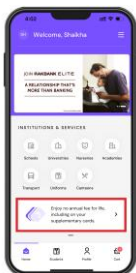
Confirm Payment Plan



5

Payment Successful

How to Apply for **RAKBANK** Credit Card



1

In Home page, Select Enjoy no annual fees for life, including on your supplementary cards.



2

Apply digitally, or request a call me back. RAKBANK will get back to you in 24 hours.

For further details, please contact your school or contact us anytime at:



contactus@skiplly.ae
skiplly.ae

VISA Installment Solution

You can pay the school fees with any eligible Credit Card



1

Select VISA Payment Method



2

Choose the payment Period from 3 months, 6 months, up to 48 months depends on the card issuer



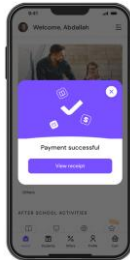
3

Enter CVV



4

Enter OTP



5

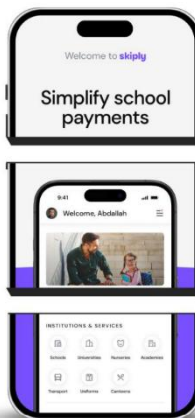
Payment Successful

VISA | skiplify

**A FLEXIBLE
WAY TO PAY**
With Visa Installments

[Learn More](#)

T&Cs Apply



Instant



Flexible Repayments



Transparent and Predictable



For further details, please contact your school or contact us anytime at:



contactus@skiplify.ae
skiplify.ae

Direct Debit by IBAN or Credit Card

You can pay the school fees via Direct Debit either termly or monthly.



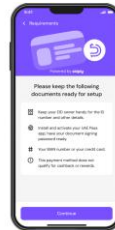
1

Select the Tuition fees you want to pay for



2

Select Direct Debit Payment Method



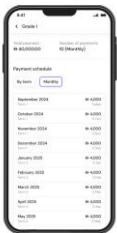
3

Keep your EID, UAE Pass, and your IBAN or Credit Card



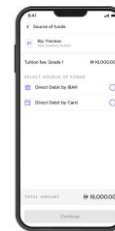
4

Select your Payment Schedule by term



5

Or select your payment schedule to be monthly



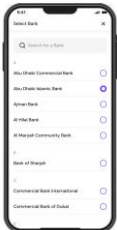
6

Select Direct Debit by IBAN or Credit Card



7

Fill out your information, EID, Name, Phone, Email



8

Select your bank



9

Your Direct Debit details are ready, go ahead with UAE Pass



10

Verify your transaction with UAE Pass



11

That's it. Your mandate is submitted.

For further details, please contact your school or contact us anytime at:



contactus@skiplly.ae
skiplly.ae

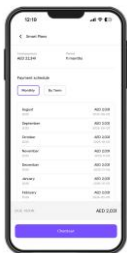
Skiply Smart Plans

Make your life easier and set up recurring payments via ^{Smart Plans} **skiply**



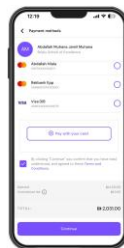
1

In checkout, Select Smart Plans



2

Select Payment Schedule to be either Monthly or By Term



3

Proceed with payment




4

In home page, you can manage and track your Recurring Payments

*Visa Instalments is presently not available on all Visa cards and only offered by certain issuing financial institutions and accepted at select retailers.

** For all other cards, after confirming with your current card issuing bank, you can apply for Easy Payment Plan (EPP) directly after completing the payment through Skiply.

SCAN THE QR CODE TO DOWNLOAD THE APP



* Accepted schemes and e-wallets



VISA



Diners Club International



Google Pay

For further details, please contact your school or contact us anytime at:



contactus@skiply.ae
[skiply.ae](https://www.skiply.ae)